

14 March 2017

# Mutsho

(A translation of weather in Tshivenda)

Weekly Weather Forecast

## Weekly Outlook - 14-22 March 2017

### Temperature

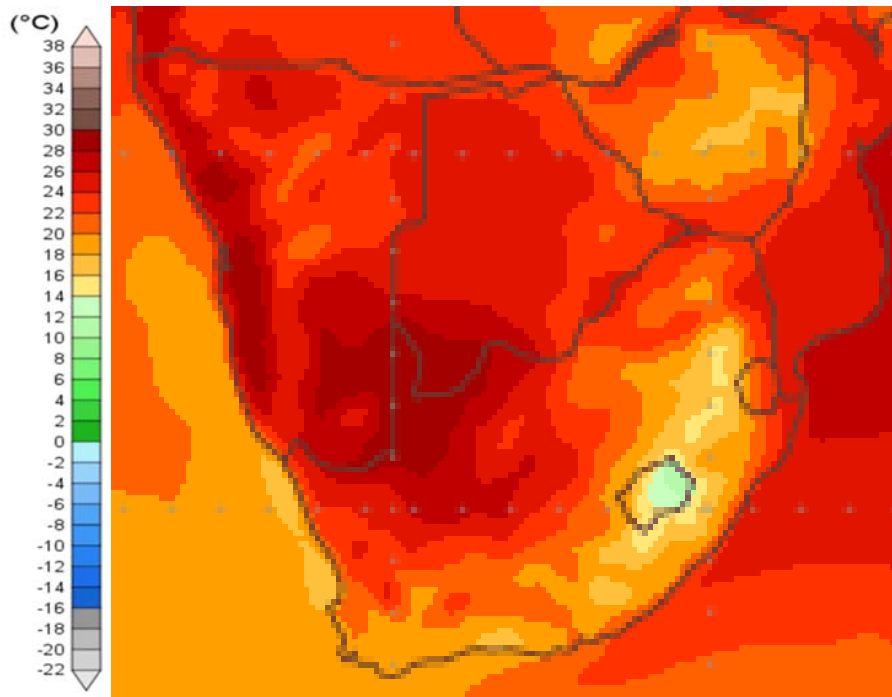


Figure 1: Mean surface temperature from Tuesday 14 March to Wednesday 22 March 2017.

Hot temperatures between 20 to 28°C are expected for the Northern Cape. Limpopo, North West and the western Free State will experience temperatures between 20 to 24°C. Gauteng, KZN, Mpumalanga, Eastern Cape and Western Cape will experience temperatures below 20°C .

**Note:**

Temperatures reflect daily average temperatures over an 8 day period.

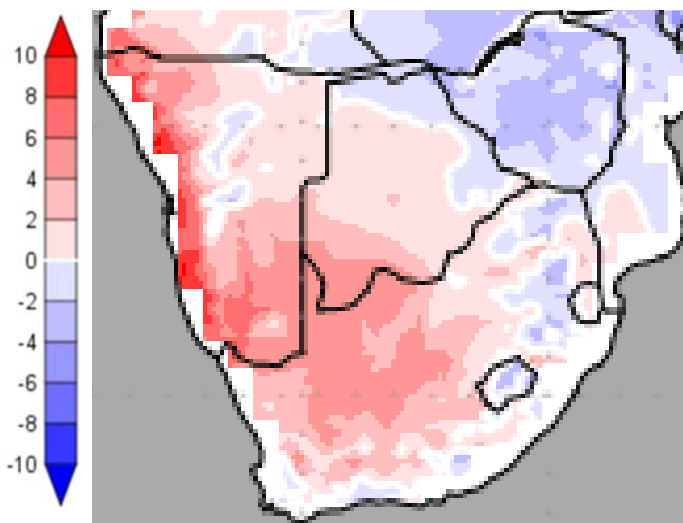


Figure 2: Temperature anomaly for Tuesday 14 March to Wednesday 22 March 2017.

Warmer than normal temperatures will be dominant over much of South Africa. Normal temperatures are expected along the coastal regions and KZN. Isolated areas in Limpopo and Mpumalanga will experience cooler temperatures.

Temperature forecasts from the **National Centers for Environmental Prediction**.

Normal Temperature derived from CRU monthly climatology for 1901 – 2000

Information from: <http://www.wxmaps.org/outlooks.php>

Credits:

1. The Center for Ocean-Land-Atmosphere Studies
2. George Mason University



# Rainfall

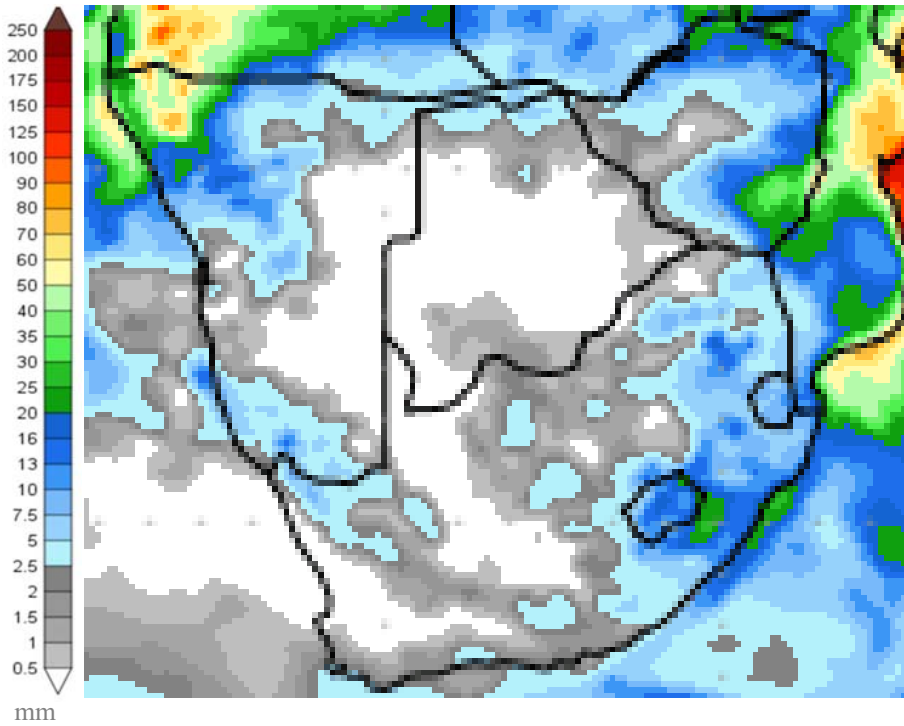


Figure 3: Precipitation for Tuesday 14 March to Wednesday 22 March 2017.

A dry week is expected for South Africa this week. Rainfall of 5 to 10mm can be expected over parts of Limpopo, Gauteng, Mpumalanga, KZN and the northern Eastern Cape.

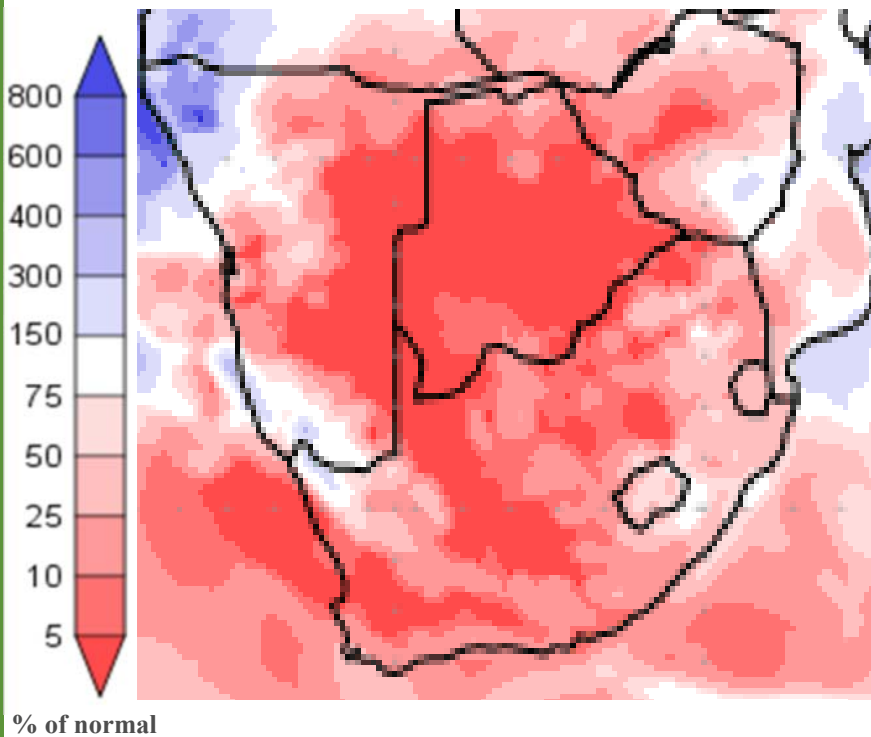


Figure 4: Precipitation (% of normal) for Tuesday 14 March to Wednesday 22 March 2017.

Although there are predictions for some rain this week, it is expected that the rainfall will be lower than normal for this time of year.

Precipitation forecasts from the **National Centers for Environmental Prediction**.

Normal rainfall derived from CMAP monthly climatology for 1979 – 2003

Information from: <http://www.wxmaps.org/outlooks.php>

## Credits:

1. The Center for Ocean-Land-Atmosphere Studies
2. George Mason University

**Official Disclaimer:** COLA makes no guarantees about and bears no responsibility or liability concerning the accuracy or timeliness of the images being published on these web pages. All images are generated by COLA and do not represent the actual forecasts issued by the National Weather Service. These products are not a substitute for official forecasts and are not guaranteed to be complete or timely. The underlying data are the direct product of the various operational forecast models run by the [National Centers for Environmental Prediction, National Weather Service, NOAA](#) and are presented without correction.

Monthly Climate Watch reports: <http://www.manstratais.co.za/climatewatch.aspx>

Manstrat Website: <http://www.manstratais.co.za/>

Twitter: <https://twitter.com/ManstratAIS> or follow @ManstratAIS

Facebook: <https://www.facebook.com/manstratais/>

